

**EC Declaration of Conformity
EC Attestation of Conformity (ATEX)**

The undersigned, representing the manufacturer

Rockwell Automation, Inc.
1201 South 2nd Street
Milwaukee, WI 53204
U.S.A.

and the authorised representative established within the
Community

Rockwell Automation BV
Rivium 1e Straat, 23
2209 LE Capelle aan den IJssel
Netherlands

herewith declare that the Products

IEC Spring Clamp Connection Terminal Blocks

Product identification (brand and
catalogue number/part number):

Allen-Bradley 1492-L Series
(reference attached list of catalog numbers)

are in conformity with the essential requirements of the following EC Directive(s) when installed in accordance with the installation instructions contained in the product documentation:

2006/95/EC	Low Voltage Directive
94/9/EC	ATEX Directive

and that the standards and/or technical specifications referenced below have been applied:

EN 60947-1:2007	Low-voltage switchgear and controlgear – Part 1: General rules
EN 60947-7-1:2002	Low-voltage switchgear and controlgear – Part 7-1: Terminal blocks for copper conductors
EN 60947-7-2:2002	Low-voltage switchgear and controlgear – Part 7-2: Protective conductor terminal blocks for copper conductors
EN 60079-0:2006	Electrical apparatus for potentially explosive atmospheres – Part 0: General requirements
EN 60079-7:2007	Electrical apparatus for potentially explosive atmospheres – Part 7: Increased safety ‘e’
EN 61241-0:2006	Electrical apparatus for use in the presence of combustible dust – Part 0: General requirements
EN 61241-1:2004	Electrical apparatus for use in the presence of combustible dust – Part 1: Protection by enclosures “tD”

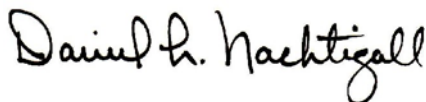
ATEX (Notified Body):

KEMA
Utrechtseweg 310
Arnhem 6800 ET, Netherlands
EC Type Examination Certificate No: KEMA 03ATEX2084U
ATEX Marking: II 2 G D Ex e II

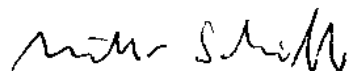
Year of CE Marking (Low Voltage Directive): 2003

Manufacturer:

Authorised Representative in the Community:



Signature
Name: Daniel L. Nachtigall
Position: Supv – Product Certification Engineering
Date: 02-Jul-2010



Signature
Name: Viktor Schiffer
Position: Engineering Manager
Date: 16-Jul-2010

Catalogue number ^{1,2}	Series ³	Description	Directive ⁴		
			LVD (EN 60947-7-1)	LVD (EN 60947-7-2)	ATEX ⁵
1492-L2		1.5 mm ² terminal block	Yes	N/R	Yes
1492-L2Q		1.5 mm ² terminal block	Yes	N/R	Yes
1492-L2T		1.5 mm ² terminal block	Yes	N/R	Yes
1492-L3		2.5 mm ² terminal block	Yes	N/R	Yes
1492-L31P		2.5 mm ² terminal block	Yes	N/R	No
1492-L3P		2.5 mm ² terminal block	Yes	N/R	No
1492-L3Q		2.5 mm ² terminal block	Yes	N/R	Yes
1492-L3Q2P		2.5 mm ² terminal block	Yes	N/R	No
1492-L3QS		2.5 mm ² terminal block	Yes	N/R	Yes
1492-L3T		2.5 mm ² terminal block	Yes	N/R	Yes
1492-L3T1P		2.5 mm ² terminal block	Yes	N/R	No
1492-L4		4 mm ² terminal block	Yes	N/R	Yes
1492-L4Q		4 mm ² terminal block	Yes	N/R	Yes
1492-L4T		4 mm ² terminal block	Yes	N/R	Yes
1492-L6		6 mm ² terminal block	Yes	N/R	Yes
1492-L6T		6 mm ² terminal block	Yes	N/R	Yes
1492-L10		10 mm ² terminal block	Yes	N/R	Yes
1492-L16		16 mm ² terminal block	Yes	N/R	Yes
1492-L16D		16 mm ² terminal block	Yes	N/R	No
1492-L35		35 mm ² terminal block	Yes	N/R	Yes
1492-LC3		2.5 mm ² terminal block	Yes	N/R	No
1492-LD2		1.5 mm ² terminal block	Yes	N/R	No
1492-LD2C		1.5 mm ² terminal block	Yes	N/R	No
1492-LD3		2.5 mm ² terminal block	Yes	N/R	Yes
1492-LD3C		2.5 mm ² terminal block	Yes	N/R	Yes
1492-LD3N		2.5 mm ² terminal block	Yes	N/R	No
1492-LD32P		2.5 mm ² terminal block	Yes	N/R	No
1492-LD4		4 mm ² terminal block	Yes	N/R	No
1492-LD4C		4 mm ² terminal block	Yes	N/R	No
1492-LD4DF		4 mm ² terminal block	Yes	N/R	No
1492-LD4DR		4 mm ² terminal block	Yes	N/R	No
1492-LD4RB		4 mm ² terminal block	Yes	N/R	No
1492-LD4SS		4 mm ² terminal block	Yes	N/R	No
1492-LDAG3		2.5 mm ² terminal block	Yes	Yes	No
1492-LDC3		2.5 mm ² terminal block	Yes	N/R	No
1492-LDG2		1.5 mm ² terminal block	Yes	Yes	No
1492-LDG2C		1.5 mm ² terminal block	N/R	Yes	No
1492-LDG3		2.5 mm ² terminal block	Yes	Yes	Yes
1492-LDG3C		2.5 mm ² terminal block	N/R	Yes	Yes
1492-LDG3N		2.5 mm ² terminal block	Yes	Yes	No
1492-LDG3ND		2.5 mm ² terminal block	Yes	Yes	No
1492-LDG3P		2.5 mm ² terminal block	Yes	Yes	No

1) Catalogue numbers may be followed by additional suffixes to denote colour.

2) An '*' denotes special features that do not impact the essential requirements of the EC Directives cited.

3) If no series number is given, then all series are covered.

4) No = Product is not certified to this directive.

Yes = Product is certified to this directive.

N/R = This directive is not required for this product.

5) This product is an ATEX component as defined in Directive 94/9/EC.

Catalogue number ^{1,2}	Series ³	Description	Directive ⁴		
			LVD (EN 60947-7-1)	LVD (EN 60947-7-2)	ATEX ⁵
1492-LDG4		4 mm ² terminal block	Yes	Yes	No
1492-LDG4C		4 mm ² terminal block	Yes	Yes	No
1492-LG2		1.5 mm ² terminal block	N/R	Yes	Yes
1492-LG2Q		1.5 mm ² terminal block	N/R	Yes	Yes
1492-LG2T		1.5 mm ² terminal block	N/R	Yes	Yes
1492-LG3		2.5 mm ² terminal block	N/R	Yes	Yes
1492-LG31P		2.5 mm ² terminal block	N/R	Yes	No
1492-LG3Q		2.5 mm ² terminal block	N/R	Yes	Yes
1492-LG3T		2.5 mm ² terminal block	N/R	Yes	Yes
1492-LG31TP		2.5 mm ² terminal block	N/R	Yes	No
1492-LG4		4 mm ² terminal block	N/R	Yes	Yes
1492-LG4Q		4 mm ² terminal block	N/R	Yes	Yes
1492-LG4T		4 mm ² terminal block	N/R	Yes	Yes
1492-LG6		6 mm ² terminal block	N/R	Yes	Yes
1492-LG6T		6 mm ² terminal block	N/R	Yes	Yes
1492-LG10		10 mm ² terminal block	N/R	Yes	Yes
1492-LG16		16 mm ² terminal block	N/R	Yes	Yes
1492-LG35		35 mm ² terminal block	N/R	Yes	Yes
1492-LKD3		2.5 mm ² terminal block	Yes	N/R	No
1492-LM3		2.5 mm ² terminal block	Yes	N/R	Yes
1492-LM3Q		2.5 mm ² terminal block	Yes	N/R	Yes
1492-LMG3		2.5 mm ² terminal block	N/R	Yes	Yes
1492-LMJ3		2.5 mm ² terminal block	Yes	N/R	Yes
1492-LMJG3		2.5 mm ² terminal block	N/R	Yes	Yes
1492-LMP3		2.5 mm ² terminal block	Yes	N/R	Yes
1492-LMP3E		2.5 mm ² terminal block	Yes	N/R	Yes
1492-LMP3Q		2.5 mm ² terminal block	Yes	N/R	Yes
1492-LMP3QE		2.5 mm ² terminal block	Yes	N/R	Yes
1492-LS2-3		1.5 mm ² terminal block	Yes	N/R	No
1492-LS2-3L		1.5 mm ² terminal block	Yes	N/R	No
1492-LS2-4		1.5 mm ² terminal block	Yes	N/R	No
1492-LS2-4L		1.5 mm ² terminal block	Yes	N/R	No
1492-LS2-B		1.5 mm ² terminal block	Yes	N/R	No
1492-LS2-BR		1.5 mm ² terminal block	Yes	N/R	No
1492-LSG2		1.5 mm ² terminal block	N/R	Yes	No
1492-LSG2-3		1.5 mm ² terminal block	N/R	Yes	No
1492-LSG2-4		1.5 mm ² terminal block	N/R	Yes	No
1492-LTF3		2.5 mm ² terminal block	Yes	N/R	No
1492-LAFB6		6 mm ² terminal block	Yes	N/R	No
1492-LAFB624		6 mm ² terminal block	Yes	N/R	No

- 1) Catalogue numbers may be followed by additional suffixes to denote colour.
- 2) An '*' denotes special features that do not impact the essential requirements of the EC Directives cited.
- 3) If no series number is given, then all series are covered.
- 4) No = Product is not certified to this directive.
Yes = Product is certified to this directive.
N/R = This directive is not required for this product.
- 5) This product is an ATEX component as defined in Directive 94/9/EC.

Catalogue number ^{1,2}	Series ³	Description	Directive ⁴		
			LVD (EN 60947-7-1)	LVD (EN 60947-7-2)	ATEX ⁵
Factory/Field Installed Accessories					
1492-DR*		DIN mounting rail	N/R	N/R	N/R
1492-EBJ*		End barrier	N/R	N/R	N/R
1492-EAJ*		End anchor	N/R	N/R	N/R
1492-EAHJ*		End anchor	N/R	N/R	N/R
1492-ERL*		End anchor	N/R	N/R	N/R
1492-PPJ*		Partition plate	N/R	N/R	N/R
1492-CJJ*		Terminal jumper	N/R	N/R	N/R
1492-SJ*		Side jumper	N/R	N/R	N/R
1492-CPL		Disconnect plug	N/R	N/R	N/R
1492-DPL		Disconnect plug	N/R	N/R	N/R
1492-FPK*		Fuse plug	N/R	N/R	N/R
1492-J70A		Auxiliary circuit tap for 1492-J70	N/R	N/R	N/R
1492-TA*		Test plug adapter	N/R	N/R	N/R
1492-TP*		Test plug	N/R	N/R	N/R
1492-TPL*		Test plug	N/R	N/R	N/R
1492-STP*		Plug-in connector	N/R	N/R	N/R
1492-STP-G		Plug-in connector	N/R	N/R	N/R
1492-SBSTP		Plug-in connector	N/R	N/R	N/R
1492-GSTP		Plug-in connector	N/R	N/R	N/R
1492-EBSTP		Plug-in connector	N/R	N/R	N/R

- 1) Catalogue numbers may be followed by additional suffixes to denote colour.
- 2) An '*' denotes special features that do not impact the essential requirements of the EC Directives cited.
- 3) If no series number is given, then all series are covered.
- 4) No = Product is not certified to this directive.
Yes = Product is certified to this directive.
N/R = This directive is not required for this product.
- 5) This product is an ATEX component as defined in Directive 94/9/EC.

Special Conditions For Safe Use:

Installation, maintenance and use shall be in accordance with:

1. The information specified in the attached certificate for this product; and
2. The relevant Rockwell Automation product documentation.

(1) **EC-TYPE EXAMINATION CERTIFICATE**

(2) Components intended for use in potentially explosive atmospheres - Directive 94/9/EC

(3) EC-Type Examination Certificate Number: **KEMA 03ATEX2084 U**

(4) Components: **Feed Through Terminal Block Type 1492-L2..L2T..L2Q, 1492-L3..L3T..L3Q..L3QS, 1492-L4..L4T..L4Q, 1492-L6..L6T, 1492-L10 and 1492-L16. Protective Conductor Terminal Block Type 1492-LG2..LG2T..LG2Q, 1492-LG3..LG3T..LG3Q, 1492-LG4..LG4T.. LG4Q, 1492-LG6..LG6T, 1492-LG10 and 1492-LG16.**

(5) Manufacturer: **Allen Bradley Co., Inc**

(6) Address: **1201 South Second Street, Milwaukee, WI 53204-2496 USA**

(7) These components and any acceptable variation thereto are specified in the schedule to this certificate and the documents therein referred to.

(8) KEMA Quality B.V., notified body number 0344 in accordance with Article 9 of the Council Directive 94/9/EC of 23 March 1994, certifies that these components have been found to comply with the Essential Health and Safety Requirements relating to the design and construction of components intended for use in potentially explosive atmospheres given in Annex II to the directive.

The examination and test results are recorded in confidential report no. 2027781.

(9) Compliance with the Essential Health and Safety Requirements has been assured by compliance with:

EN 50014 : 1997

EN 50019 : 2000

EN 50281-1-1 : 1998

(10) The sign "U" placed after the certificate number indicates that this certificate describes components and must not be mistaken for a certificate intended for an equipment or protective system. This EC-Type Examination Certificate may be used as a basis for certification of an equipment or protective system.


(11) This EC-Type Examination Certificate relates only to the design, examination and tests of the specified components according to the Directive 94/9/EC. Further requirements of the directive apply to the manufacturing process and supply of these components. These are not covered by this certificate.

(12) The marking of the components shall include the following:



II 2 G D EEx e II

Arnhem, 24 April 2003
KEMA Quality B.V.



T. Pijpker
Certification Manager

© This Certificate may only be reproduced in its entirety and without any change

(13)

SCHEDULE

(14)

to EC-Type Examination Certificate KEMA 03ATEX2084 U

(15) **Description**

Feed Through Terminal Block Type 1492-L2..L2T..L2Q, 1492-L3..L3T..L3Q..L3QS, 1492-L4..L4T.. L4Q, 1492-L6..L6T, 1492-L10 and 1492-L16, and Protective Conductor Terminal Block Type 1492-LG2..LG2T..LG2Q, 1492-LG3..LG3T..LG3Q, 1492-LG4..LG4T..LG4Q, 1492-LG6..LG6T, 1492-LG10 and 1492-LG16 for the connection of copper conductors in enclosures in type of protection increased safety "e", insulating parts made of Wemid or PA 66, with accessories (end plates, partitions, cross-connectors, end brackets, partitions and identification material) for fixing on mounting rail TS 35, according to EN 50022.

Operating temperature range : -40 °C ... +80 °C for terminal blocks with insulating parts of PA 66 and -40 °C ... +100 °C for terminal blocks with insulating parts made of Wemid.

Electrical data

Feed Through Terminal Blocks:

Type.....	<u>1492-L2..L2T..L2Q</u>
Max. rated voltage	550 V
Max. rated voltage (with cross-connectors)...	275 V
Max. rated voltage (with cross-connectors jumping over or in parallel).....	175 V
Rated current (at rated cond. cross section)..	15 A
Rated current (with cross-connectors).....	15 A
Rated conductor cross section mm ² (AWG)..	1,5 (16)
Max. conductor cross section mm ² (AWG)...	1,5 (16)
Min. conductor cross section mm ² (AWG)....	0,5 (20)

Feed Through Terminal Blocks

Type	<u>1492-L3..L3T..L3Q..L3QS</u>	<u>1492-L4</u>	<u>1492-L6</u>
Max. rated voltage.....	550 V	550 V	550 V
Max. rated voltage with cross connector	275 V	275 V	275 V
Rated current (at rated cross section)	21 A	28 A	36 A
Rated cross section	2,5 mm ²	4 mm ²	6 mm ²
Rated cross section (stranded)	12 AWG	10 AWG	8 AWG
Rated cross section (flexible)	2,5 mm ²	4 mm ²	6 mm ²
Max. current (at max. conductor cross section)	27 A	36 A	49 A
Max. conductor cross section (rigid)	4 mm ²	6 mm ²	10 mm ²
Min. conductor cross section mm ² (AWG) ..	0,5 (20)	0,5 (20)	0,5 (20)

Feed Through Terminal Blocks:

Type	<u>1492-L4T..L4Q</u>	<u>1492-L6T</u>
Max. rated voltage	550 V	550 V
Max. rated voltage (with cross-connectors jumping over)	275 V	275 V
Rated current (at rated cond. cross section).	28 A	36 A
Rated current (with cross-connectors).....	28 A	36 A
Rated conductor cross section mm ² (AWG).	4 (12)	6 (10)
Max. conductor cross section mm ² (AWG)...	6 (10)	10 (8)
Min. conductor cross section mm ² (AWG)....	0,5 (20)	0,5 (20)

(13)

SCHEDULE

(14)

to EC-Type Examination Certificate KEMA 03ATEX2084 U

Feed Through Terminal Blocks

Type	<u>1492-L10</u>	<u>1492-L16</u>
Max. rated voltage	550 V	550 V
Rated current (at rated conductor cross section)	50 A	66 A
Rated conductor cross section mm ² (AWG) ..	10 (8)	16 (6)
Max. conductor cross section mm ² (AWG)...	16 (6)	25 (4)
Min. conductor cross section mm ² (AWG)....	1,5 (16)	1,5 (16)

Protective Conductor Terminal Blocks:

Type	<u>1492-LG2</u>	<u>1492-LG2T</u>	<u>1492-LG2Q</u>
Rated conductor cross section mm ² (AWG)..	1,5 (16)	1,5 (16)	1,5 (16)
Max. conductor cross section mm ² (AWG) ...	1,5 (16)	1,5 (16)	1,5 (16)
Min. conductor cross section mm ² (AWG)	0,5 (20)	0,5 (20)	0,5 (20)

Protective Conductor Terminal Blocks

Type	<u>1492-LG3..LG3T..LG3Q</u>	<u>1492-LG4</u>	<u>1492-LG6</u>
Rated cross section	2,5 mm ²	4 mm ²	6 mm ²
Rated cross section (stranded)	12 AWG	10 AWG	8 AWG
Rated cross section (flexible)	2,5 mm ²	4 mm ²	6 mm ²
Max. conductor cross section (rigid)	4 mm ²	6 mm ²	10 mm ²
Min. conductor cross section mm ² (AWG)...	0,5 (20)	0,5 (20)	0,5 (20)

Protective Conductor Terminal Blocks:

Type	<u>1492-LG4T</u>	<u>1492-LG4Q</u>	<u>1492-LG6T</u>
Rated conductor cross section mm ² (AWG)..	4 (12)	4 (12)	6 (10)
Max. conductor cross section mm ² (AWG)...	6 (10)	6 (10)	10 (8)
Min. conductor cross section mm ² (AWG)....	0,5 (20)	0,5 (20)	0,5 (20)

Protective Conductor Terminal Blocks

Type	<u>1492-LG10</u>	<u>1492-LG16</u>
Rated conductor cross section mm ² (AWG)..	10 (8)	16 (6)
Max. conductor cross section mm ² (AWG)...	16 (6)	25 (4)
Min. conductor cross section mm ² (AWG)....	1,5 (16)	1,5 (16)

Mounting instructions

The Feed Through Terminal Blocks and Protective Conductor Terminal Blocks are suitable for application in enclosures in atmospheres with flammable gases and combustible dust. For flammable gases these enclosures must satisfy the requirements according to EN 50014 and EN 50019. For combustible dust these enclosures must satisfy the requirements according to EN 50281-1-1.

In combination with other terminal block series and sizes and if other accessories are used the applicable creepage distances and clearances shall be met.

Regarding the use of end plates, partitions and end brackets the instructions of the manufacturer must be followed.

If smaller cross sections than the rated cross section are used, the belonging lower current has to be laid down in the EC-Type Examination Certificate of the complete apparatus.

(13)

SCHEDULE

(14)

to EC-Type Examination Certificate KEMA 03ATEX2084 U

Mounting instructions (continued)

The Feed Through Terminal Blocks may be used, based on the self-heating when used at the above mentioned rated current and at ambient temperatures of -40 °C to +40 °C at the mounting position in electrical apparatus, e.g. junction and connection boxes, for temperature classes T6 and T5. When the Terminal Blocks are used in electrical apparatus of temperature classes T1 up to T4, the highest temperature of the insulating material shall not exceed the maximum value of the operating temperature range.

Routine tests

According to EN 50019, Clause 7.1.b in combination with Clause 6.1, a dielectric strength test has to be carried out.

(16) **Report**

KEMA No. 2027781.

(17) **Special conditions for safe use**

None

(18) **Essential Health and Safety Requirements**

Covered by the standards listed at (9).

(19) **Test documentation**

- | | | |
|----|---------------------------------|-------------------|
| 1. | EC-Type Examination Certificate | KEMA 01ATEX2106 U |
| | ” ” ” | KEMA 97ATEX2521 U |
| | ” ” ” | KEMA 00ATEX2107 U |
| | ” ” ” | KEMA 99ATEX5514 U |

signed

- | | | | |
|----|-------------|----------------------------|------------|
| 2. | Drawing No. | 41110-193 (7 sheets) rev.6 | 10.04.2003 |
|----|-------------|----------------------------|------------|

AMENDMENT 1

to EC-Type Examination Certificate KEMA 03ATEX2084 U

Manufacturer: **Allen Bradley Co., Inc.**

Address: **1201 South Second Street, Milwaukee, WI 53204-2496 USA**

Description

The range of Feed Through Terminal Blocks Type 1492-L .. and Protective Conductor Terminal Blocks Type 1491-LG .. is extended with Two Way Terminal Blocks Type 1492-LD3, 1492-LD3C and 1492-LDG3 and Protective Conductor Terminal Block Type 1492-LDG3C.

Electrical data

<u>Type</u>	<u>1492-LD3</u>	<u>1492-LD3C</u>
Max. rated voltage	550 V	550 V
Max. rated voltage (with cross-connectors)	420 V	420 V
Max. rated voltage (with cross-connectors jumping over)	275 V	275 V
Rated current (at rated conductor cross section)	20 A	22 A
Rated current (with cross-connectors)	18 A	18 A
Rated conductor cross section mm ² (AWG)	2,5 (14)	2,5 (14)
Connectable conductor cross section		
- flexible mm ² (AWG)	0,5 - 2,5 (20 - 14)	0,5 - 2,5 (20 - 14)
- solid mm ² (AWG)	0,5 - 2,5 (20 - 14)	0,5 - 2,5 (20 - 14)

<u>Type</u>	<u>1492-LDG3</u>
Max. rated voltage	550 V
Max. rated voltage (with cross-connectors)	420 V
Max. rated voltage (with cross-connectors jumping over)	275 V
Rated current (at rated conductor cross section)	20 A
Rated current (with cross-connectors)	18 A
Rated conductor cross section mm ² (AWG)	2,5 (14)
Connectable conductor cross section	
- flexible mm ² (AWG)	0,5 - 2,5 (20 - 14)
- solid mm ² (AWG)	0,5 - 2,5 (20 - 14)

<u>Type</u>	<u>1492-LDG3C</u>
Rated conductor cross section mm ² (AWG)	2,5 (14)
Connectable conductor cross section	
- flexible mm ² (AWG)	0,5 - 2,5 (20 - 14)
- solid mm ² (AWG)	0,5 - 2,5 (20 - 14)

All other data remain unchanged.

AMENDMENT 1

to EC-Type Examination Certificate KEMA 03ATEX2084 U

Test documentation

		<u>signed</u>
Drawing no.	41110-193, rev. 5	21.03.2003
	4 36883, issue 00)	
	4 36887, issue 00)	
	4 36885, issue 00)	25.07.2003
	3 36889, issue 00)	

Arnhem, 7 October 2003
KEMA Quality B.V.



C.G. van Es
Certification Manager

AMENDMENT 2

to EC-Type Examination Certificate KEMA 03ATEX2084 U

Manufacturer: **Allen Bradley Co., Inc**

Address: **1201 South Second Street, Milwaukee, WI 53204-2496 USA**

Description

The range of Feed Through Terminal Blocks and Protective Conductor Terminal Blocks is extended with Feed Through Terminal Block Type 1492-L35 and Protective Conductor Terminal Block Type 1492-LG35, in accordance with the documentation listed below.

Electrical data

Feed Through Terminal Blocks Type 1492-L35:

Max. rated voltage	750 V
Max. rated voltage (with cross-connectors jumping over)	275 V
Rated current (at rated cond. cross section)	109 A
Rated current (with cross-connectors)	100 A
Rated conductor cross section mm ² (AWG)	35 (2)
Max. conductor cross section mm ² (AWG)	35 (2)
Min. conductor cross section mm ² (AWG)	2,5 (14)

Protective Conductor Terminal Blocks Type 1492-LG35:

Rated conductor cross section mm ² (AWG)	35 (2)
Max. conductor cross section mm ² (AWG)	35 (2)
Min. conductor cross section mm ² (AWG)	2,5 (14)

Marking

Alternatively the marking of the components shall include: EEx e II and the marking of the packaging shall include the following:



All other data remain unchanged.

Test documentation


1. EC-Type Examination Certificate KEMA 00ATEX2107 U

dated

- | | |
|------------------------|------------|
| 2. Drawing No. 4 36421 | 07.05.2004 |
| 4 36424 | 07.05.2004 |

Arnhem, 30 June 2004

KEMA Quality B.V.



T. Pijpker
Certification Manager

AMENDMENT 3

to EC-Type Examination Certificate KEMA 03ATEX2084 U

Manufacturer: **Allen Bradley Co., Inc**

Address: **1201 South Second Street, Milwaukee, WI 53204-2496 USA**

Description

The range of Feed Through Terminal Blocks and Protective Conductor Terminal Blocks is extended with Feed Through Terminal Block Types 1492-LMP3, 1492-LMP3Q, 1492-LMP3E, 1492-LMP3QE, 1492-LM3, 1492-LM3Q and 1492-LMJ3 and Protective Conductor Terminal Block Types 1492-LMG3 and 1492-LMJG3, in accordance with the documentation listed below.

Electrical data

Type 1492-LMP3, 1492-LMP3Q, 1492-LMP3E and 1492-LMP3QE

Max. rated voltage	550 V
Rated current (at rated conductor cross section)	21 A
Rated conductor cross section mm ² (AWG)	2,5 (12)
Min. conductor cross section mm ² (AWG)	0,5 (20)

Type 1492-LM3 and 1492-LM3Q

Max. rated voltage	550 V
Rated current (at rated conductor cross section)	20 A
Rated conductor cross section mm ² (AWG)	2,5 (12)
Min. conductor cross section mm ² (AWG)	0,5 (20)

Type 1492-LMJ3

Max. rated voltage	275 V
Rated current (at rated conductor cross section)	20 A
Rated conductor cross section mm ² (AWG)	2,5 (12)
Min. conductor cross section mm ² (AWG)	0,5 (20)

Protective Conductor Terminal Blocks Type 1492-LMG3 and 1492-LMJG3:

Rated conductor cross section mm ² (AWG)	2,5 (12)
Min. conductor cross section mm ² (AWG)	0,5 (20)

Report

KEMA No. 2078252.

All other data remain unchanged.

AMENDMENT 3

to EC-Type Examination Certificate KEMA 03ATEX2084 U


Test documentation

1. EC-Type Examination Certificate KEMA 97ATEX2755 U
 EC-Type Examination Certificate KEMA 97ATEX4678 U

dated

- | | | |
|----|-------------------------------|------------|
| 2. | Description (3 sheets) | 05.01.2005 |
| 3. | Drawing No. 3 36873, Rev. 1) | |
| | 3 36875, Rev. 3) | |
| | 3 37123, Rev. 1) | |
| | 3 37124, Rev. 1) | |
| | 3 37125, Rev. 1) | 05.01.2005 |
| | 3 37126, Rev. 1) | |
| | 3 36426, Rev. 3) | |
| | 3 36428, Rev. 2) | |
| | 3 36429, Rev. 2) | |

Arnhem, 15 March 2005
 KEMA Quality B.V.



T. Pijker
 Certification Manager

Amendment 4

to EC-Type Examination Certificate KEMA 03ATEX2084 U

Issue No. 1

Manufacturer: **Allen Bradley Co., Inc**

Address: **1201 South Second Street, Milwaukee, WI 53204-2496 USA**

Description

Feed through terminal blocks type series 1492-L.... and protective conductor terminal blocks type series 1492-L.... .

Marking

The marking of the components shall include the following:



Electrical data

Terminal blocks type 1492-L35

Maximum rated voltage 690 V.

For the rest unchanged.

Mounting instructions

The Feed Through Terminal Blocks and Protective Conductor Terminal Blocks are suitable for use in enclosures in atmospheres with flammable gases or combustible dust.

For flammable gases these enclosures must satisfy the requirements according to EN 60079-0 and EN 60079-7. For combustible dust these enclosures must satisfy the requirements according to EN 50281-1-1.

For the rest unchanged.

Routine tests

The routine dielectric strength tests shall be carried out according to EN 60079-7, clause 7.2 or according to the method as laid down in document no. A_10_07.

Test Report

KEMA No. 2090568



Amendment 4

to EC-Type Examination Certificate KEMA 03ATEX2084 U

Issue No. 1

Special conditions for safe use

None.

Essential Health and Safety Requirements

Compliance with the Essential Health and Safety Requirements has been assured by compliance with

EN 60079-0 : 2004, EN 60079-7 : 2003 and EN 50281-1-1 : 1998 + A1.

Test documentation

1. EC-Type Examination Certificate	KEMA 97ATEX2521 U
EC-Type Examination Certificate	KEMA 97ATEX2755 U
EC-Type Examination Certificate	KEMA 97ATEX4677 U
EC-Type Examination Certificate	KEMA 97ATEX4678 U
EC-Type Examination Certificate	KEMA 99ATEX5514 U
EC-Type Examination Certificate	KEMA 00ATEX2107 U
EC-Type Examination Certificate	KEMA 01ATEX2106 U

dated

2. Description (9 pages)	--
3. Drawing no.	
3 35682, issue 1	07.12.2005
3 35684, issue 1	07.12.2005
3 35686, issue 2	07.12.2005
3 35696, issue 3	01.02.2006
3 36470, issue 3	14.03.2006
3 36472, issue 4	14.03.2006
3 36474, issue 2	25.03.2006
3 36476, issue 3	03.03.2006
4 36308	22.10.2003
4 36316	24.10.2003
3 36478, issue 1	13.05.2005
4 36844	23.10.2003
4 36440, issue 2	03.04.2006
3 36436, issue 3	15.03.2006
3 36452, issue 1	29.03.2006
3 36454	14.05.2003
3 36456, issue 1	10.09.2003
3 36461, issue 1	08.03.2006
3 36463, issue 2	08.03.2006
3 36465, issue 3	08.03.2006
3 36467, issue 2	13.03.2006
4 36314	23.10.2003
4 36310	22.10.2003
3 36459, issue 1	22.03.2006



Amendment 4

to EC-Type Examination Certificate KEMA 03ATEX2084 U

Issue No. 1

	<u>dated</u>
Drawing no. 4 36318	23.10.2003
4 36442, issue 1	13.03.2006
4 36438, issue 1	28.03.2006
3 36883, issue 3	08.03.2005
3 36887, issue 3	08.03.2005
3 36885, issue 4	26.04.2006
3 36889, issue 4	26.04.2006
3 36421, issue 5	23.02.2006
4 36424, issue 4	01.02.2005
3 37124, issue 3	24.03.2005
3 37126, issue 2	01.02.2005
3 36873, issue 2	01.02.2005
3 36426, issue 5	24.03.2005
3 36875, issue 4	01.02.2005
3 36428, issue 4	24.03.2005
3 36429, issue 3	01.02.2005
3 37123, issue 2	01.02.2005
3 37125, issue 2	01.02.2005

Arnhem, 10 July 2006
KEMA Quality B.V.

C.G. van Es
Certification Manager